


**TWO TIER LOCKER: STANDARD DUTY**



2t



**NOMINAL CLEAR ENTRY**  
812mm  
see table, right, for widths

**PICTURED**  
Door style: Plain vented  
Lock type: Probe standard cam lock  
Colour: Silver door / Black body

**DOOR STYLE OPTIONS**

|                       |     |     |     |
|-----------------------|-----|-----|-----|
| DOOR WIDTHS           | 241 | 316 | 396 |
| PLAIN VENTED          | ✓   | ✓   | ✓   |
| PERFORATED            | ✓   | ✓   | ✓   |
| TRESPA SOLID LAMINATE | ✓   |     |     |
| LAMINATE FACED        | ✓   | ✓   | ✓   |
| CLEAR*                | ✓   |     |     |

\*Cam Lock and Hasp and Staple locks only

**MATERIAL**

|             |        |
|-------------|--------|
| SIDES       | 0.7 mm |
| BACKS       | 0.7 mm |
| TOPS        | 0.7 mm |
| BASE        | 0.7 mm |
| FRONT FRAME | 0.9 mm |
| DOORS       | 0.9 mm |

**MAIN PROBE LOCKER FEATURES**

|                                     |   |
|-------------------------------------|---|
| WELDED FRONT FRAME                  | ✓ |
| WELDED PLINTHS BETWEEN COMPARTMENTS | ✓ |
| THROUGH FRAME LOCKING SYSTEM        | ✓ |
| FIVE KNUCKLE HINGES                 | ✓ |

**LOCKING OPTIONS**

|                                     |  |
|-------------------------------------|--|
| CAM LOCK                            | ✓  |
| HASP AND STAPLE LOCK                | ✓  |
| RADIAL PIN LOCK                     | ✓  |
| COMBINATION LOCK                    | ✓  |
| COIN / TOKEN RETAIN                 | ✓  |
| COIN / TOKEN RETURN                 | ✓  |
| THREE POINT LOCKING                 | ✓  |
| ELECTRONIC LOCK*                    | ✓  |
| RE-PROGRAMMABLE COMBINATION LOCK*✓✓ | *Not available on locker size 1780 x 380 x 380 |

**LOCKER WEIGHTS - single and nested**

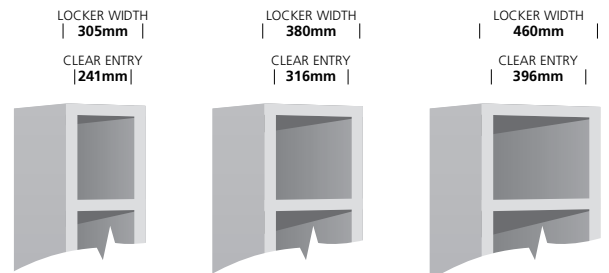
| H    | W   | D   | SINGLE WT KG | NEST 2 WT KG | NEST 3 WT KG |
|------|-----|-----|--------------|--------------|--------------|
| 1780 | 305 | 305 | 21           | 40           | 59           |
| 1780 | 305 | 380 | 24           | 43           | 62           |
| 1780 | 305 | 460 | 26           | 46           | 66           |
| 1780 | 380 | 380 | 25           | 46           | 67           |
| 1780 | 460 | 460 | 31           | 56           | N/A          |

**AVAILABLE COLOURS**

|             | DOORS | BODY |
|-------------|-------|------|
| RED         | ✓     |      |
| BLUE        | ✓     |      |
| YELLOW      | ✓     |      |
| GREEN       | ✓     |      |
| SMOKE WHITE | ✓     | ✓    |
| SILVER      | ✓     | ✓    |
| BLACK       |       | ✓    |

**NOMINAL CLEAR ENTRY WIDTHS**

Clear entry width = locker width minus 64mm.



**QUALITY ASSURANCE**



Probe Lockers are designed and manufactured in the UK, conforming to **BS 4680:1996** 'Standard Duty' (excluding size specification), **ISO 9001:2000** and **Environmental Management System ISO 14001:2004**

**LOCKS AND OPTIONS**

**INCLUDED LOCKS - State lock type at time of order**



**PROBE CAM LOCK\***  
 Even the standard lock has a micro sprung 10 disc lock featuring a massive 3000 serial combinations - all exclusive to Probe.  
**\*Included in locker price.**  
 Please request lock type at time of ordering.



**HASP AND STAPLE\***  
 Attractive design allowing easy use of padlock fitting. Shank diameter min 5mm, maximum 7mm. Padlock sold separately.  
**\*Included in locker price.**  
 Please request lock type at time of ordering.

**OPTIONAL LOCKS AND FEATURES - State lock type at time of order - subject to additional cost**




**DIGITAL COMBINATION LOCK**  
 Simple to program and use, it has in excess of 40,000 possible combinations. **No more lost keys!**  
 Batteries last up to 15,000 user operations.  
**Includes: built in master code**



**RE-PROGRAMMABLE COMBINATION LOCK**  
**Re-programming using service key**  
 Easy to use front facing dial 10,000 combinations.  
 One Service Key required per installation (Service Key sold separately).  
 (Not available on laminated faced lockers)



**COIN/TOKEN - RETURN/RETAIN**  
 These locks are available with coin denominations £/€ or tokens, for either return or retain.



**\*SLOPING TOP OPTION**  
 The optional sloping top, prevents the accumulation of rubbish and is **available on all standard lockers** at an additional cost.  
**\*Please request when ordering.**  
 (Only available on 1780mm Height Lockers)